TEREX®
WASHING SYSTEMS

TECHNICAL
SPECIFICATION

M RANGE™



AGGREGATES
RECYCLING
INDUSTRIAL SANDS
MINING

The Complete M Range™
providing mobile washing.

terex.com/washing

WASHING AS IT SHOULD BE

- Hydraulic folding product conveyors
- Independent speed control
- Optional hydraulic extended auxiliary conveyor complete with transfer conveyor

- High capacity belt feeder up to 600 tph / 661 US tph (depending on media sizes & material type)
- Hydraulic tipping reject grid (4”) as standard with radio remote control tipping grid
- Optional - Low profile double deck vibrating grid angle adjustable and fully riveted construction
- Maximum feed size 150mm (6’’)

- Heavy duty fully riveted incline screen with adjustable stroke, angle & speed
- Side tensioned top and middle deck screen mesh
- Hydraulic assisted end tensioned bottom deck mesh
- Screen mesh access system for quicker mesh changes
- Independently controlled spraybars for class leading rinsing
- All decks have brass nozzles and are designed to give full spray coverage

- Integrated high volume washbox
- Multi nozzle water injection with flow control

- Galvanised all round screen access
- Easy folding for rapid set-up

- Fines collection catch box, single or double grade with adjustable division plates (rubber lined).
- Hydraulically raised & lowered for ease of maintenance

- Power unit featuring a transverse engine arrangement to aid access & serviceability
- Engine protection shutdown system
- High performance hydraulic system—cast iron pumps & motors complete with oil cooler
- Optional hybrid dual power and fuel save options available

- Maximum mobility with heavy duty, low ground pressure tracks
- Removable heavy duty pendant remote control system

Model Pictured: M1700X

M RANGE™

APPLICATIONS

The M Range™ range can produce up to 5 Products (3 aggregates/2 sands) in the following applications:

- Sand and Gravel
- Coal
- Crushed stone
- Recycling
- Iron ore
- Most materials which need to be washed



Model Pictured: M2100 - 2



OPTIONS

The M Range™ can be offered with the following options:

- 2 or 3 deck
- Hybrid Dual Diesel & Electric Power
- Fuel save option
- Double deck vibrating grid
- Crusher feed chute
- Anti roll back on main feed conveyor
- Extended re-circulation oversize auxiliary conveyor
- Extra coupling facility
- Quick release wedge screen tensioning system
- Sealed pipes with bonded rubber lining
- Single or double grade catchboxes
- Rubber screen media
- Wheeled Under Carriage (M1400 only)
- Auto lubrication system
- Dry screen tail conveyor

COMPONENTS

The M Range™ machines share the following features:

Hopper



Machine Model	Target area	Grid aperture	Capacity	Feed height
M1400	4.9m (16'1") long x 1.8m (5'11") wide	100mm (4")	5.35m³ (7.0 cu. Yd.)	3.56m (11' 8")
M1700X	4.9m (16'1") long x 1.8m (5'11") wide	100mm (4")	5.35m³ (7.0 cu. Yd.)	3.56m (11' 8")
M2100	4.75m (15'7") long x 2.15m (7'1") wide	100mm (4")	7.0m³ (9.15 cu. Yd.)	3.7m (12' 2")



Conveyors

M Range Range conveyors are hydraulically driven with independent speed control. All conveyors are hydraulically folding for rapid set-up and ease of transport.

	Main Conveyor		Side Conveyor		Auxiliary Conveyor	
Machine Model	**Belt width**	**Working angle**	**Belt width**	**Stockpile Height**	**Drum Width**	**Stockpile Height**
M1400	1050mm (42")	18° - 26°	650mm (26")	4.45m (14' 7")	N/A	N/A
M1700X	1050mm (42")	18° - 26°	650mm (26")	4.7m (15' 5")	650mm (26")	4m (13' 1")
M2100	1050mm (42")	18° - 26°	800mm (32")	5m (16' 6")	650mm (26")	4.4m (14' 5")

POWER UNIT

- Easy access for service and maintenance
- Completely enclosed, sound suppressed and lockable
- Cast iron pumps
- Optional hybrid dual power and fuel save options available

Machine Model	Engine	Flywheel pump	PTO A	PTO B
M1400	74.9 kW @ 2200rpm	32cc/rev (1.95ci/rev) x2	23cc/rev (1.4ci/rev)	46cc (2.80ci/rev), + 2 x 32cc/rev (1.95ci/rev)
M1700X	74.9 kW @ 2200rpm	46cc (2.81ci/rev), + 2 x 32cc/rev (1.95ci/rev)	23cc/rev (1.4ci/rev) x2	14cc/rev (0.85ci/rev)
M2100	97 kW @ 2200rpm	63cc (3.84ci/rev), + 2 x 32cc/rev (1.95ci/rev)	23cc/rev (1.4ci/rev) x2	14cc/rev (0.85ci/rev)

MOTOR LIST

Machine Model	Screen Motor	Feeder Motor	Main Conveyor	Tail Conveyor	Side Conveyor	Aux Conveyor
M1400	59 cc/rev (3.60 ci/rev)	160 cc/rev (9.76 ci/rev)	630 cc/rev (38.44 ci/rev)	500 cc/rev (30.51 ci/rev)	400cc/rev (21.41ci/rev)	N/A
M1700X	59 cc/rev (3.60 ci/rev)	160 cc/rev (9.76 ci/rev)	630 cc/rev (38.44 ci/rev)	500 cc/rev (30.51 ci/rev)	400 cc/rev (24.41 ci/rev)	400 cc/rev (24.41 ci/rev)
M2100	80cc/rev (4.88ci/rev)	160cc/rev (9.76ci/rev)	500cc/rev (30.51ci/rev)	800cc/rev (48.81ci/rev)	400cc/rev (21.41ci/rev)	400 cc/rev (24.41 ci/rev)





Tank Capacities

- Easy access for service and maintenance
- Level gauges and lockable filler caps

Machine Model	Hydraulic tank	Diesel tank
M1400	564L (124 gal)	336L (89 gal)
M1700X	564L (124 gal)	336L (89 gal)
M2100	564L (124 gal)	336L (89 gal)

CRAWLER TRACK DATA



Machine Model	Track width	Gradability degrees	Gearbox ratio	Hydraulic motor	Speed
M1400	500mm (1’ 8”)	30.34°	1:122	66cc/rev	0.8 km/h (0.54mph)
M1700X	400mm (1’ 4”)	27.15°	1:122	63cc/rev	1.02 km/h (0.63mph)
M2100	500mm (1’ 8”)	23.90°	1:153	90cc/rev	0.61 km/h (0.38mph)



Double deck vibrating grid (option)

- Top deck grid 4”, 6” or 8” bofar bar
- Coupled to main conveyor circuit

Screen size	Bottom deck	Working angle	Tip angle	Motor	Circuit	Weight
3.05m x 2.14m (10’ x 7’)	1.9m x 1.5m (6’3” x 4’11”) X 2	10° - 20° Adjustable	45° Max	OMV 59cc/rev	Coupled to main conveyor circuit	2200kg (2.4 US tons)

M RANGE™

SCREEN UNIT

- Fed via main feed conveyor washbox, with 5 adjustable nozzles to help material flow across the deck
- 4 bearing box on the M1400
- 2 bearing high performance screenbox on the M1700X and M2100
- Grease lubricated bearings
- Pulley and belt drive
- Galvanised all round screen access for ease of maintenance
- Adjustable screen working angles



Machine Model	Spray bars per deck	Nozzles per spray bar
M1400	5	6 and 5 alternating
M1700X	6 top and mid, 5 bottom	8 and 7 alternating
M2100	8 top and mid, 7 bottom	8 and 7 alternating

Machine Model	Bearings	Width	Length	Speed	Working angle
M1400	4	1.5m (5')	3.35m (11')	1140 r.p.m	18° - 24°
M1700X	2	1.5m (5')	4.88m (16')	1050 r.p.m	18° - 24°
M2100	2	1.5m (5')	6.1m (20')	910 r.p.m	20° - 24°



DIMENSIONS

WORKING





Machine Model	Working width	Working length	Working height
M1400	16.2m (53'2")	13.8m (45'5")	4.73m (15'8")
M1700X	17.32m (56'9")	14.7m (48'2")	5.37m (17'8")
M2100	18.2m (59'9")	16.5m (54'4")	5.9m (19'4")

TRANSPORT

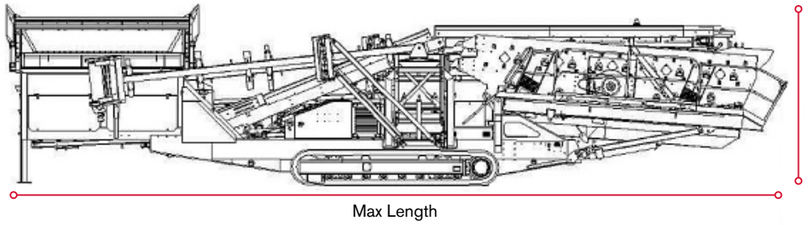

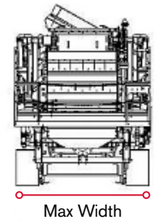

Machine Model	Transport width	Transport length	Transport height	Total weight
M1400	2.75m (9')	14.1m (46'3")	3.2m (10'6") *	25,220kg (55,484lbs)
M1700X	3m (9'9")	15.5m (54'1")	3.5m (11'6") *	26,900kg (59,304lbs)
M2100	2.9m (9'7")	16.9m (55'8")	3.5m (11'6") *	34,700kg (76,500lbs)

***Please allow an additional height of 200mm (8") if ordering catch box and tail conveyor**



M RANGE WORKING GLOBALLY















TEREX®

WASHING SYSTEMS

WASHING AS IT SHOULD BE

CHECK OUT TEREX WASHING SYSTEMS VIDEOS ON YOUTUBE:
www.youtube.com/terexwashingsystems



TEREX WASHING SYSTEMS

FARLOUGH SITE

32 Farlough Road,
Dungannon,
Co. Tyrone,
Northern Ireland, BT71 4DT

Tel: +44(0) 28 8771 8500
Email: TWS.sales@terex.com

www.terex.com/washing

Effective Date: June 2021 Product specifications and prices are subject to change without notice or obligation. The photographs and/or drawings in this document are for illustrative purposes only. Refer to the appropriate Operator's Manual for instructions on the proper use of this equipment. Failure to follow the appropriate Operator's Manual when using our equipment or to otherwise act irresponsibly may result in serious injury or death. The only warranty applicable to our equipment is the standard written warranty applicable to the particular product and sale and Terex makes no other warranty, express or implied. Products and services listed may be trademarks, service marks, or trade names of Terex Corporation and/or its subsidiaries in the USA and other countries. All rights are reserved. Terex is a registered trademark of Terex Corporation in the USA and many other countries.
© 2021 Terex Corporation.