KOBELCO

Performance X Design

Hydraulic Excavator

-7 SERIES

SK26SR

■ **Bucket Capacity:**

0.09 cu.yd. SAE

■ **Engine Power:**

23.1 hp {17.2 kW} @ 2,400 rpm
(SAE NET)

■ **Operating Weight:**

6,150–6,790 lb
{2,790–3,080 kg}



Complies with the latest exhaust emission regulations

US EPA Tier IV Final

Performance X Design

PERFORMANCE BY DESIGN

The next generation of KOBELCO excavators brings together superior performance and thoughtful design like never before. Performance enhancements offer greater efficiency and productivity along with increased power and speed. Design improvements provide the ultimate in comfort and control.

KOBELCO refuses to compromise, creating machines that meet every challenge.







EXCEPTIONAL PERFORMANCE JUST GOT EVEN BETTER

Superior Hydraulic System

Our high-quality hydraulic system realizes fast digging cycle time. Furthermore, in synergy with the bucket cylinder, it offers excellent performances without reducing the speed even when a heavy load is applied.

Bucket Digging Force

6,110 lbs {27.2 kN}

(Two pin bucket)

Smooth Operation

Our superior hydraulic system contributes to outstanding leveling performance, which makes leveling work easy when heavier attachments are installed.

Integrated-Flow Pump System

During the digging operation, depending upon job condition, the machine provides the additional flow to the boom, arm or bucket circuit, from No.3 pump (swing and dozer pump), to increase available input power to those functions.

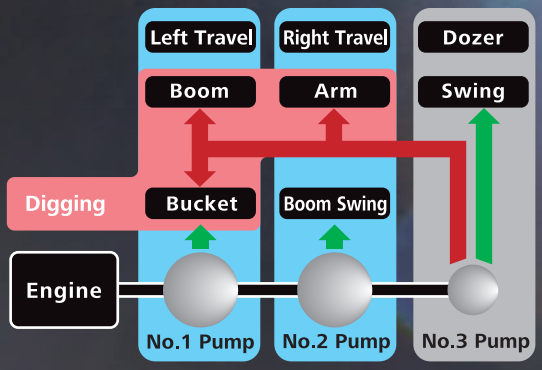

FUNCTIONAL WORK ENVIRONMENT

Designed for operator comfort and convenience.

Color Monitor

The new color monitor shows current and historical operating information in a clear and easy-to-operate format.



Auxiliary Hydraulic Flow

Nibbler/breaker and rotation hydraulic flow has 6 presets that can be adjusted to match your attachment.



Energy Conservation Mode

There are 2 working modes: one for maximum power, and ECO-mode for increased fuel economy.



Auto Deceleration

Auto deceleration saves fuel and lowers engine noise by lowering engine speed to idle.



Maintenance Information



Operation History



Easy-Access Cab

The hinged door is adopted to provide large entrance space. Furthermore, the flip-up left console with integrated pilot control lock lever allows for easy entry and exit from the cab.





Slide-Open Window

The right side window can slide open from the front or the back for increased ventilation and to hear ground workers when required.



Radio (Bluetooth®, AUX and Hands-Free Phone Calls)



Speaker



12V Power Outlet (optional)



Coat Hook



Cup Holder



Utility Box



LED Door Light



Front Under Glass Holder



Ergonomic Lever Angles

Operators can move levers horizontally without twisting heir wrists, reducing fatigue.

Proportional Hand Control for N&B (standard) or Rotation (optional)

Precise proportional controls are integrated into the joystick for ease of operation.

UNFORGETTABLE COMFORT

True ergonomic functionality combined with modern design has resulted in a cabin interior that is sleek and comfortable.



Suspension Seat

The newly designed seat comes standard with suspension, recline, forward/back functions giving best-in-class comfort.

Wrist Rests

The larger ergonomic designed wrist rests keep the operator's forearms in a stable position, reducing fatigue, and allowing for improved operation.





Air Conditioner

Multiple air vents to provide uniform airflow to the front and back of the operator as well as to the windows to provide fast defrosting functions.



LED Illumination

Dials and buttons are now backlit to provide a bright, clear view in any lighting condition.



Smartphone Holder/ USB/AUX Port

COMPACT, YET, BIG PERFORMANCE



Short Tail Swing

The compact tail swing improves operating efficiency in limited space.

Tail Overhang*

*The rear view mirror is not included in the figures below.

0.0" {0 mm}

(Without additional counterweight)

3.7" {95 mm}

(With additional counterweight)

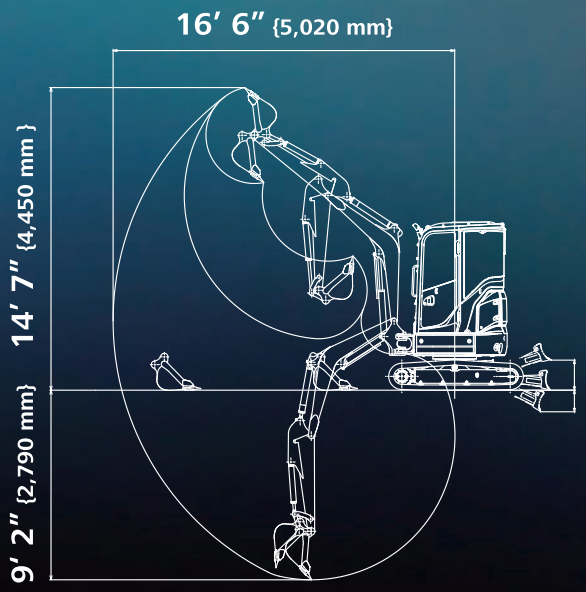

Arm length 4′ 7″ {1.40m}

Figures above show the value for cab.

Wide Working Range

Long arms are provided as option equipment to ensure a wide working range.

Easy Transportability

With an overall cab height of 8′ 1″ {2,470 mm}, the machine is designed for easy transport.



VERSATILITY



Dozer Lever

The new ergonomic dozer lever has float integrated into the handle for easier dozer functions.



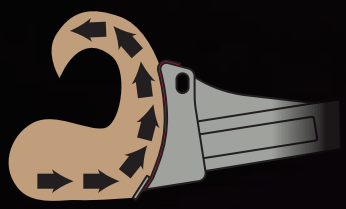

Dozer-Blade Shape

KOBELCO's unique blade design forms the earth into an arc that always falls forward. Because this prevents earth from falling behind the blade, leveling can be done with less passes.

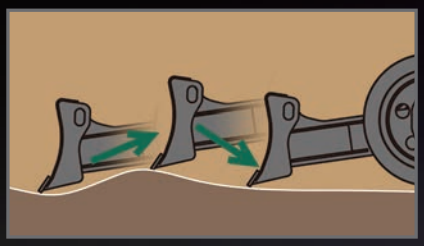

Floating Dozer

Dozer float is standard to assist in easier leveling work.

RELIABLE CONSTRUCTION

The boom, arm and swing bracket all have large cross-section segments for added attachment strength.



Plate Type Pin

Plate type pin retainer prevent wear by rotation of the pin itself. Thick swing bracket.

Forged Boom Top





Idler Link

Cast-iron idler links provide greater strength.



Dozer

Box construction dozer supports provide greater strength.



Swing Bracket

Large thick cast-iron swing bracket/front bracket.



Hydraulic Piping

The hydraulic piping is housed inside the swing bracket for protection.

NON-STOP OPERATION BY iNDr



iNDr

A high-density mesh filter blocks dust intruding during air intake. This prevents the cooling device and the air cleaner from clogging with dust and maintains their performances. The ridges of the corrugated filter allow the air to pass through, and the grooves collect the dust, which prevents the filter from clogging.

KOBELCO's exclusive iNDr Cooling System also delivers amazingly quiet operation.





The iNDr filter has a high-density mesh of 30 lines per inch to collect dust.

EASY MAINTENANCE

Easy daily maintenance that saves the trouble of inspection and cleaning.



Easy Access to Component Inside the Cab



Hour Meter



Cab Fresh Air Intake Filter



Cab Re-Circulation Air Filter



Operator Manual Storage Pockets

Easy Access to Cooling Unit



iNDr Filter

Laid out for easy access to radiator and cooling system.

Easy Access to Engine Compartment



① Pre Fuel Filter with Built-In Water Separator
② Air Cleaner
③ High-Grade Fuel Filter

OPERATOR SAFETY





Robust Cab/Canopy Structure

The high-strength cab/canopy meets ISO 3471:2008, ISO 12117-2:2008 standards for greater operator safety.



Boom Light



Forward and Left-Facing LED Light (Canopy)



Forward and Left-Facing LED Light (Cab)

LED Work Lights

Changed from halogen light to LED light for more brightness. The boom light position has been changed to improve nighttime visibility. New left-facing lights on the cab top and canopy hand rail to improve visibility on the left side of the operator.



Good Visibility

The wiper mount has been moved to the upper right of the cab support and the skylight opening has been enlarged, improving visibility to the front and above.



Hammer for Emergency Exit



Accumulator for Emergency Attachment Lowering

An installed accumulator allows the attachment to be safely lowered to the ground using in-cab controls in the event of an unexpected engine shut-down and class leading smooth operation.

Specifications

Engine

Model	YANMAR 3TNV88F
Type	Four-cycle, water-cooled, direct injection diesel engine, turbocharged, Tier 4 Final exhaust emission regulation.
No. of cylinders	3
Bore and stroke	3.5" × 3.5" { 88 mm × 90 mm }
Displacement	100.2 cu.in { 1,642 ml }
Rated power output	23.1 hp {17.2kW} /2,400 rpm (SAE NET)
	24.4 hp {18.2kW} /2,400 rpm (Without fan)
Max. torque	64.8 lb-ft { 87.8 N·m} / 1,440 rpm (Without fan)

Hydraulic System

Pump	
Type	Two Variable displacement axial piston pumps + extra gear pump + pilot gear pump
Max. discharge flow	2 × 7.6 gpm { 2 × 28.8 L/min} 1 × 2.9 gpm { 1 × 10.8 L/min} 1 × 4.2 gpm { 1 × 16.08 L/min}
Relief valve setting	
Boom, arm and bucket	3,340 psi {23.0 MPa}
Travel circuit	3,340 psi {23.0 MPa}
Swing circuit	2,410 psi {16.6 MPa}
Control circuit	508 psi {3.5 MPa}
Blade circuit	2,990 psi {20.6 MPa}
Pilot control pump	Gear type
Main control valve	10-spool
Oil cooler	Air cooled type

Swing System

Swing motor	One fixed displacement piston motor
Brake	Hydraulic; locking automatically when the swing control lever is in the neutral position
Parking brake	Wet multiple plate
Swing speed	7.9 rpm {7.9 min^{-1}}
Swing torque	3,100 lb-ft {4.2 kN·m}

Hydraulic P.T.O.

Output / Specification	Maximum pressure psi {MPa}	Max. flow U.S. gpm, {lpm} (0 pressure)
		2,400 rpm
Auxiliary	3,340 {23.0}	11.9 { 44.9 }
Rotation	2,990 {20.6}	4.3 { 16.1 }

Travel System

Travel motors	2 × axial-piston, two-step motors
Travel brakes	Hydraulic brake per motor
Parking brakes	Oil disc brake per motor
Travel shoes	80 each side
Travel speed	1.6/2.7 mph { 2.6/4.4 km/h}
Drawbar pulling force	6,200 lb { 27.8 kN}
Gradeability	58 % { 30°}

Cab & Control

Control
Two hand levers and two foot pedals for travel
Two hand levers for excavating and swing
Electric rotary-type engine throttle

Cylinders

bore × stroke ft-in {mm}

Boom cylinder	2.8" {70 mm} × 18.0" {458 mm}
Arm cylinder	2.8" {70 mm} × 19.4" {494 mm}
Bucket cylinder	2.4" {60 mm} × 16.4" {417 mm}
Swing cylinder	3.0" {75 mm} × 18.8" {477 mm}
Dozer cylinder	3.3" {85 mm} × 5.3" {135 mm}

Refilling Capacities & Lubrications

Fuel tank	11.1 U.S.gal {42.0 L}
Cooling system	1.0 U.S.gal {3.8 L}
Engine oil	1.8 U.S.gal {6.7 L}
Travel reduction gear	2 × 0.2 U.S.gal {0.6 L}
Hydraulic oil tank	4.2 U.S.gal {16.0 L}: Tank oil level
	8.2 U.S.gal {31.0 L}: Hydraulic system

Operating weight & ground pressure

In standard trim, with standard boom, 6'10" {2.09 m} arm, and 0.09 cu.yd. { 0.07 m^3 } SAE heaped bucket

Shaped		Grouser tracks		Rubber tracks	
		Cab	Canopy	Cab	Canopy
Shoe width	ft-in {mm}	9.8" { 250 }			
Overall width of crawler	ft-in {mm}	5'1" { 1,550 }			
Ground pressure	psi {kPa}	5.02 { 34.6 }	4.77 { 32.9 }	4.86 { 33.5 }	4.60 { 31.7 }
Operating weight	lb {kg}	6,790 { 3,080 }	6,459 { 2,930 }	6,504 { 2,950 }	6,151 { 2,790 }

Working Ranges

Unit: ft-in {mm}

Model	SK26SR	
	Cab	Canopy
Boom	6'10" {2.09m}	
Arm / Range	Long 4'7" {1.40 m}	
a- Max. digging reach	16'6" {5,020}	
b- Max. digging reach at ground level	16'1" {4,890}	
c- Max. digging depth	9'2" {2,790}	
d- Max. digging height	14'7" {4,450}	
e- Max. dumping clearance	10'0" {3,040}	
f- Min. dumping clearance	30.5" {775}	
g- Max. vertical wall digging depth	8'7" {2,610}	
h- Min. swing radius	7'4" {2,240}	
h'-Min. swing radius at boom swing	6'5" {1,960}	
i- Horizontal digging stroke at ground level	7'7" {2,300}	
j- Digging depth for 8' (2.4 m) flat bottom	7'9" {2,360}	
k- Dozer blade (height/depth)	17.3" {440}/12.4" {315}	

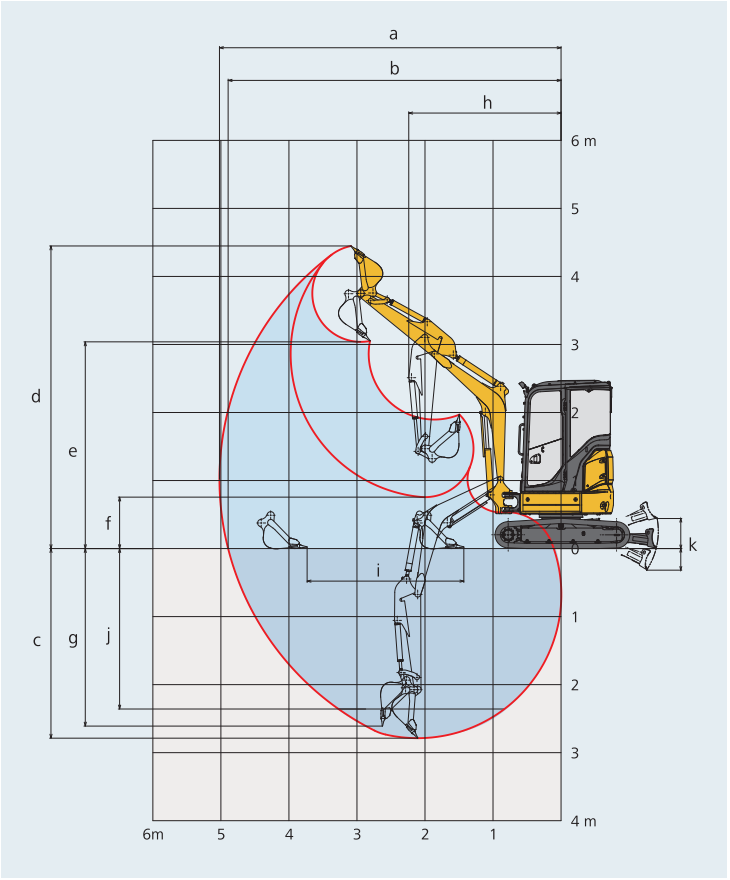

Digging Force (ISO 6015)

Unit: lbs {kN}

Arm length		Long 4'7" {1.40 m}
Bucket digging force	SAE	3,890 {17.3}
	ISO	4,680 {20.8}
Bucket digging force (Two pin bucket)	SAE	5,080 {22.6}
	ISO	6,110 {27.2}
Arm crowding force	SAE	2,630 {11.7}
	ISO	2,790 {12.4}

Dimensions

Unit: ft-in {mm}

Arm length		Long 4'7" {1.40 m}
A	Overall length	14'0" {4,260}
B	Overall height (Cab/Canopy)	8'1" {2,470}/8'0" {2,440}
C	Overall width	5'1" {1,550}
D	Tail swing radius (less/ Additional weight)	30.5" {775}/34.3" {870}
E	Tumbler distance	5'3" {1,590}
F	Overall length of crawler	6'6" {1,980}
G	Track gauge	4'3" {1,300}
H	Shoe width	9.8" {250}

I	Ground clearance	8.5" {215}
J	Overall width of upperstructure	5'0" {1,530}
K	Distance from dozer top to center of upperstructure	4'7" {1,400}
L	Boom offset volume (right)	25.4" {645}
M	Boom offset volume (left)	22.8" {580}
N	Offset volume of boom center	2.0" {50}
O	Digging distance outside crawler shoe (right)	6.5" {165}
P	Digging distance outside crawler shoe (left)	0.2" {5}
Q	Boom swing angle (left /right)	60° / 47°

*9.8" {250 mm} Rubber tracks.

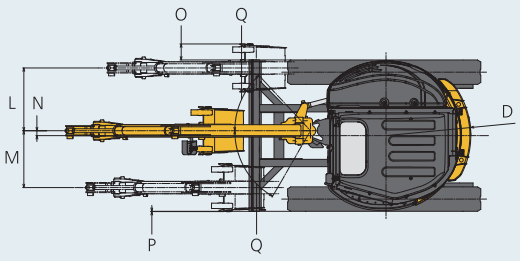

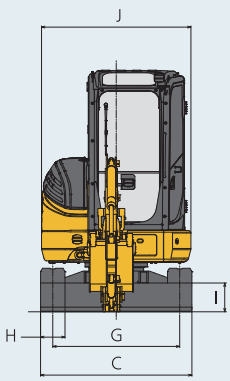

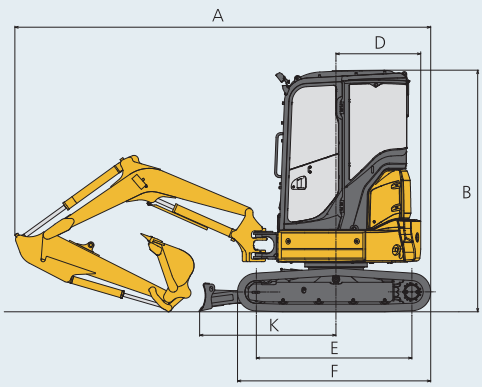

Lift Capacities

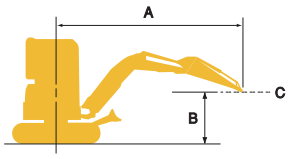

Rating over front

Rating over side or 360 degrees

A - Reach from swing centerline for bucket hook
B - Bucket hook height above/below ground
C - Lift point
Relief valve setting : 3,340 psi (23.0 MPa)

SK26SR Cab		Arm: 4'7'' {1.40 m} Bucket: Without Shoe: 9.8" {250 mm} Counterweight: Standard counterweight + 551 lb {250 kg} Dozer: Blade up										
A / B		5'0"{1.5 m}		7'5"{2.3 m}		10'0"{3.0 m}		12'5"{3.8 m}		At max. reach		
												Radius
10'0" {3.0 m}	lb {kg}									*1,090 {490}	930 {420}	11'11" {3.64 m}
7'5" {2.3 m}	lb {kg}							1,040 {470}	870 {390}	930 {420}	770 {340}	13'4" {4.06 m}
5'0" {1.5 m}	lb {kg}			*1,720 {780}	*1,720 {780}	*1,300 {580}	1,190 {530}	1,020 {460}	850 {380}	850 {380}	710 {320}	14'0" {4.27 m}
2'5" {0.8 m}	lb {kg}			2,140 {970}	1,700 {770}	1,380 {620}	1,130 {510}	1,000 {450}	820 {370}	830 {370}	690 {310}	14'1" {4.30 m}
G.L.	lb {kg}	*1,560 {700}	*1,560 {700}	2,070 {930}	1,640 {740}	1,340 {600}	1,090 {490}	980 {440}	800 {360}	870 {390}	720 {320}	13'7" {4.15 m}
-2'5" {-0.8 m}	lb {kg}	*3,120 {1,410}	*3,120 {1,410}	2,060 {930}	1,630 {730}	1,330 {600}	1,080 {480}			980 {440}	810 {360}	12'6" {3.81 m}
-5'0" {-1.5 m}	lb {kg}	*3,690 {1,670}	3,290 {1,490}	*2,080 {940}	1,660 {750}	*1,270 {570}	1,110 {500}			*1,110 {500}	1,050 {470}	10'5" {3.17 m}

SK26SR Canopy		Arm: 4'7'' {1.40 m} Bucket: Without Shoe: 9.8" {250 mm} Counterweight: Standard counterweight + 551 lb {250 kg} Dozer: Blade up										
A / B		5'0"{1.5 m}		7'5"{2.3 m}		10'0"{3.0 m}		12'5"{3.8 m}		At max. reach		
												Radius
10'0" {3.0 m}	lb {kg}									1,060 {480}	890 {400}	11'11" {3.64 m}
7'5" {2.3 m}	lb {kg}							990 {440}	820 {370}	880 {390}	730 {330}	13'4" {4.06 m}
5'0" {1.5 m}	lb {kg}			*1,720 {780}	*1,720 {780}	*1,300 {580}	1,130 {510}	970 {430}	800 {360}	800 {360}	670 {300}	14'0" {4.27 m}
2'5" {0.8 m}	lb {kg}			2,020 {910}	1,620 {730}	1,310 {590}	1,070 {480}	940 {420}	780 {350}	780 {350}	650 {290}	14'1" {4.30 m}
G.L.	lb {kg}	*1,560 {700}	*1,560 {700}	1,950 {880}	1,550 {700}	1,270 {570}	1,030 {460}	920 {410}	760 {340}	820 {370}	680 {300}	13'7" {4.15 m}
-2'5" {-0.8 m}	lb {kg}	*3,120 {1,410}	3,070 {1,390}	1,950 {880}	1,550 {700}	1,250 {560}	1,020 {460}			920 {410}	760 {340}	12'6" {3.81 m}
-5'0" {-1.5 m}	lb {kg}	*3,690 {1,670}	3,130 {1,410}	1,980 {890}	1,580 {710}	*1,270 {570}	1,050 {470}			*1,110 {500}	1,000 {450}	10'5" {3.17 m}

Note:

1. Do not attempt to lift or hold any load that is greater than these lift capacities at their specified lift point radius and heights. Weight of all accessories must be deducted from the above lift capacities.
2. Lift capacities are based on machine standing on level, firm, and uniform ground. User must make allowance for job conditions such as soft or uneven ground, out of level conditions, side loads, sudden stopping of loads, hazardous conditions, experience of personnel, etc.
3. Bucket pin attachment point defined as lift point.
4. The above lift capacities are in compliance with ISO 10567. They do not exceed 87% of hydraulic lift capacity or 75% of tipping load. Lift capacities marked with an asterisk(*) are limited by hydraulic capacity rather than tipping load.
5. Operator should be fully acquainted with the Operator's and Maintenance Instructions before operating this machine. Rules for safe operation of equipment should be adhered to at all times.
6. Lift capacities apply to only machine as originally manufactured and normally equipped by KOBELCO CONSTRUCTION MACHINERY CO., LTD.

MEMO

Standard and Optional Equipment

●=Std ○=Opt

Category	Description	SK26SR-7 1.40m
Engine	YANMAR 3TNV88F (Tier IV Final certified)	●
	Auto deceleration function	●
Hydraulic system	2 work modes H, Eco	●
	Bi-direction (proportional hand control) and single-direction auxiliary hydraulics (nibbler and breaker)	●
	Rotation hydraulics with proportional hand control	○
	Remote N&B pressure relief adjustment	●
	Boom swing with proportional hand control	●
	Hydraulic flow adjustment	●
	Hydraulic oil VG46	●
Cabin	Suspension seat (PVC)	●
	Multi-function color display	●
	LED door light*	●
	Automatic climate control*	●
	Radio (AM/FM, AUX, USB, Bluetooth® and hands-free telephone)*	●
Lights	3 LED work lights ; 1 on boom, 1 on front, 1 on left	●
Working equipment	Standard boom 6'10" {2.09 m}	●
	Long arm 4'7" {1.40 m} with thumb bracket	●
Counterweight	Standard C/W 240 lb {110 kg} and Additional bolt on C/W 550 lb {250 kg}	●
Undercarriage	9.8" {250 mm} rubber tracks	●
	9.8" {250 mm} double grouser shoe	○
	Dozer blade with float	●
	Lower swivel guard	●
Safety	ROPS compliant canopy (ISO 3471:2008, ISO 12117-2:2008)	●
	ROPS compliant cab (ISO 3471:2008, ISO 12117-2:2008)	○
	Mesh-type front guard for canopy (OPG Level I)	○
	Mesh-type front guard for cab (OPG Level I)	○
	Mesh-type top guard for cab	○
	3-inch retractable seatbelt	○
	Travel alarm	●
	Hose burst valve for boom and arm cylinder	○
Others	ISO to BHL pattern changer	●
	Boom cylinder rod guard	●
	Arm and bucket cylinder rod guard	○
	Double Air Filter Element	●
	4 Year or 4,000 Hour Warranty	●

* Only for Cab.

Note: Bluetooth® is a registered trademark of the Bluetooth SIG Inc.
Note: This catalog may contain attachments and optional equipment that are not available in your area. And it may contain photographs of machines with specifications that differ from those of machines sold in your areas. Please consult your nearest KOBELCO distributor for those items you require. Due to our policy of continuous product improvements all designs and specifications are subject to change without advance notice.
Copyright by **KOBELCO CONSTRUCTION MACHINERY CO., LTD.** No part of this catalog may be reproduced in any manner without notice.

KOBELCO CONSTRUCTION MACHINERY U.S.A. INC.

22350 Merchants Way, Katy, TX 77449
Tel: 281-888-8430 Fax: 281-506-8713
www.KOBELCO-USA.com

KOBELCO is the corporate mark used by Kobe Steel on a variety of products and in the names of a number of Kobe Steel Group companies.

Inquiries To:

Bulletin No. SK26SR-7_NA_101_2402ON