SK850LC-11

KOBELCO

Performance X Design

Hydraulic Excavator

-11 SERIES

SK850LC

■ **Engine Power:**

512 hp {382 kW} @ 1,800 rpm
(SAE NET)

■ **Operating Weight:**

190,700 lb {86,500 kg} - 192,300 lb {87,200 kg}



Complies with the latest exhaust emission regulations

US EPA Tier IV Final



Performance X Design

PERFORMANCE BY DESIGN

The next generation of KOBELCO excavators brings together superior performance and thoughtful design like never before. Performance enhancements offer greater efficiency and productivity along with increased speed. Design improvements provide the ultimate in comfort and control.

KOBELCO refuses to compromise by creating machines that meet every challenge.


4 YEAR
KO-PRO+
4,000 HOUR WARRANTY
+ KOMEXS

EXCEPTIONAL PERFORMANCE JUST GOT EVEN BETTER



Higher Efficiency, Plus a Tier IV Final Compliant Engine

Our Tier IV Final compliant engine is fitted with a diesel oxidation catalyst (DOC) and an SCR device to control emissions without using a diesel particulate filter (DPF). It has a large-capacity DEF tank, extending intervals between fill-ups.

Model: ISUZU 6WG1

Engine Output

512 hp {382 kw}/1,800 rpm (SAE NET)

Bucket Digging Force

90,600 lb {403 kN}

(11’10” arm)

Arm Digging Force

69,900 lb {311 kN}

(11’10” arm)



Lifting Capacity

66,010 lb

{29,940 kg}

(11’10” arm, ground level @ 20’)


KOBELCO
04:33
SETTING MENU
PICTURE OF CAMERA
CLOCK SETTING
SCREEN BRIGHTNESS
MAINTENANCE
CONSUMPTION
LANGUAGE SELECTION
PRESSURE RELEASE
E
F
E
F
mode
AUTO
n/min

SAFETY ON FULL DISPLAY

Standard 3 Sides Safety Camera System

Our high-resolution, large display shows right, left and rear side cameras together. Multiple display allows the operator to customize viewing needs to enhance operator awareness and jobsite safety.





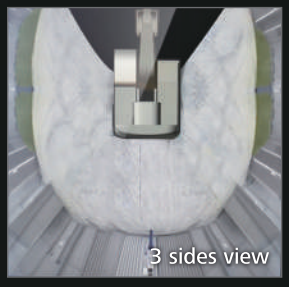

Large 10-Inch Color Monitor

The easy-to-operate menu screen and recognizable icons assist the operator to select the most important information needed to ensure jobsite safety and machine control.



Dial in the Right Information

Simply turn the jog dial to the right or left to select an operational feature, then press the dial to confirm selection.






KOBELCO

PREMIER OPERATOR COMFORTS

Heated Air Ride Suspension Seat

A 7-way adjustable seat achieves excellent shock absorption and superior ride comfort.

Multi Vent Air Conditioner

Cool air is blown from multiple outlets toward the operator's body for more comfortable operation.

Ergonomic Lever Angles

Operators can move levers horizontally without twisting their wrists, reducing fatigue.



Adjustable Height Joysticks

Joystick height is manually adjustable to suit operator's preference.

LED Interior Light

Interior lights turn on and off automatically when the door is open or the ignition is turned to the OFF position. This ensures safe entry and exit in the dark.

Tilting Left Side Console

Flip-up left console with integrated pilot control lock lever tilts for easy entry and exit from the cab.



THE ULTIMATE IN SIMPLE DESIGN

In our pursuit of functional beauty and styling, we created an all new interior design focused with the operator in mind.

Jog Dial

This dial integrates multiple functions into a single, easy to use interface. Even with gloves on, the operator can make the adjustments they need.

LED Illumination

Dials and buttons are now backlit to provide a bright, clear view in any lighting condition.




REDIAL
MODE
DISP

POWER PLANT DURABILITY YOU CAN TRUST

Enhanced body rigidity for 85-ton class machines

The SK850LC machines are widely used in mid-scale construction projects and harsh worksites. The components have been reviewed and improvements have been made to their durability to ensure stable performance in such environments.

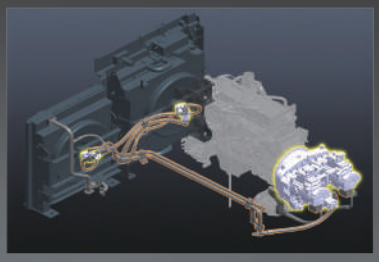

Hydraulic drive cooling fan

Hydraulic drive optimises the cooling fan rotation speed to improve fuel economy and reduce noise. Also, the independent oil cooler fan better matches cooling to the hydraulic oil temperature, for optimal oil temperature control.



Three track guides per side

Three heavy duty track guides installed on each side assure stability in the most demanding situations.



Variable Gauge Crawler

The variable gauge crawler extends the crawlers for extremely stable operation, and retracts them for easier transport.

CONVENIENT AND SENSIBLE EQUIPMENT



Standard Rear, Left and Right Side Cameras



Swing Flashers for a Safer Jobsite

Standard swing flashers notify ground workers that the machine is swinging.



Single Pedal Travel



Standard 7 LED Lights

Bright LED lights ensure visibility even during night work.



Vertical Bar Front Cab Guard (optional)

*The guard in the image is a vertical bar front cab guard specification.



Quick Coupler Piping



Machine Guidance Ready Brackets

Pre-welded brackets for quicker and easier installation of Machine Guidance Systems.



*The image of SK520LC-11 is included as an image.

Counterweight Removal System (Optional)

With less weight during transport, counterweight removal and installation is a safe, one-person job, saving labor and crane rental costs.



Adjustable Height Joystick Consoles

The operator can adjust height of attachment control levers.



Hands-Free Bluetooth® Phone Calls



USB Charging Port / 12V Power Outlet



Smartphone Holder

Includes USB port for charging.

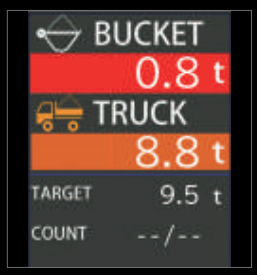

K-LOAD (Load Weighing Function)

Weighing is possible while lifting and swinging, greatly improving work efficiency.
*Not legal for trade.

GREATER MULTI-FUNCTION CAPABILITIES

Attachment mode selection

The auxiliary flow rates for the bucket, breaker, nibbler, and rotating are all now adjustable by the operator through the monitor, allowing you to change tools quickly and easily. Mode settings for other attachments like the tilt rotator can be added or changed.







Drain Piping

Quick hitch and Drain piping are available at the same time, expanding the variation of attachment.

EASY MAINTENANCE



Cooling system components



Reversible fan

With the flip of a switch from the drivers seat, the standard feature reversing fan pulls air in the opposite direction, blowing debris away to prevent clogging.



Auto-Coil Grease Gun Holder

Grease tank / Lubrication hose



DEF/AdBlue® Tank





Standard Overhead Top Guard Level II

The standard overhead cab guard can be tilted open for easy window cleaning.



Pre air cleaner



Air cleaner



Engine maintenance





Engine Oil Filter



Fuel Filter



Drain Filter



Pre-Filter with Integrated Water Separator



Standard Left and Right Walkways

The left walkway provides easy access to the upper structure without having to go down to the ground. The right walkway supports makes refueling easier.

Note: AdBlue® is a registered trademark of the Verband der Automobilindustrie e.V. (VDA).

KOBELCO MONITORING EXCAVATOR SYSTEM




Customer


KOBELCO office


KOBELCO service personnel

Remote Monitoring for Peace of Mind

KOMEXS (Kobelco Monitoring Excavator System) uses satellite communication and internet to relay data, and therefore can be deployed in areas where other forms of communication are difficult. When a hydraulic excavator is fitted with this system, data on the machine's operation, such as operating hours, location, fuel consumption, and maintenance status can be obtained remotely.

Direct Access to Operational Status

Location Data

• Accurate location data can be obtained even from sites where communications are difficult.

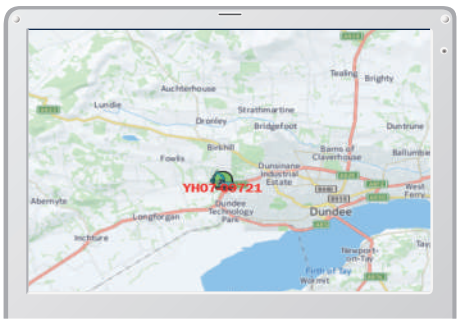

Latest location



Location records



Work data

Operating Hours

•A comparison of operating times of machines at multiple locations shows which locations are busier and more profitable.
•Operating hours on site can be accurately recorded, for running time calculations needed for rental machines, etc.

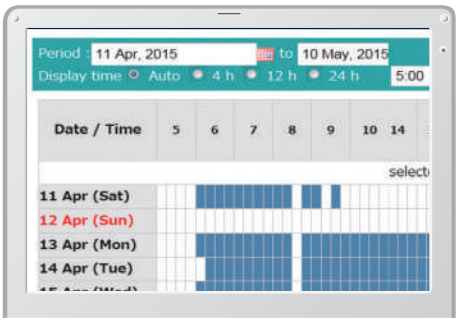

Daily report

Fuel Consumption Data

•Data on fuel consumption and idling times can be used to indicate improvements in fuel consumption.

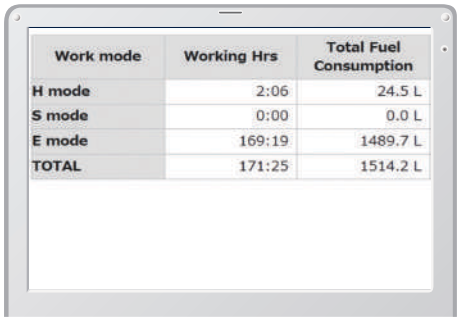

Work mode	Working Hrs	Total Fuel Consumption
H mode	2:06	24.5 L
S mode	0:00	0.0 L
E mode	169:19	1489.7 L
TOTAL	171:25	1514.2 L

Fuel consumption

Graph of Work Content

•The graph shows how working hours are divided among different operating categories, including digging, idling, travelling and optional operations.

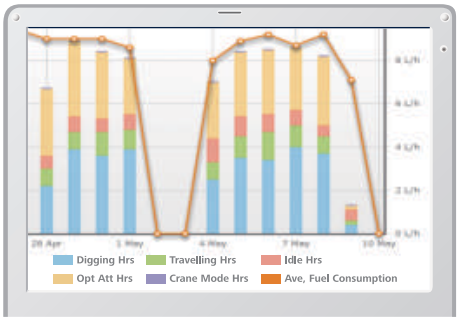

Work status

Maintenance Data and Warning Alerts

Machine Maintenance Data

•Provides maintenance status of separate machines operating at multiple sites.
•Maintenance data is also relayed to KOBELCO service personnel, for more efficient planning of periodic servicing.

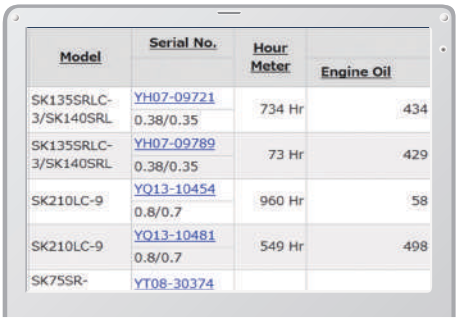

Model	Serial No.	Hour Meter	Engine Oil
SK135SRLC-3/SK140SRL	YH07-09721 0.38/0.35	734 Hr	434
SK135SRLC-3/SK140SRL	YH07-09789 0.38/0.35	73 Hr	429
SK210LC-9	YQ13-10454 0.8/0.7	960 Hr	58
SK210LC-9	YQ13-10481 0.8/0.7	549 Hr	498
SK75SR-	YT08-30374		

Maintenance

Warning Alerts

•This system warns an alert if an anomaly is sensed, preventing damage that could result in machine downtime.

Alarm Information Can Be Received through E-mail

•Alarm information or maintenance notice can be received through E-mail, using a computer or cell phone.



Alarm messages can be received on mobile device.

Daily/Monthly Reports

•Operational data downloaded onto a computer helps in formulating daily and monthly reports.

Security System

Engine Start Alarm

•The system can be set an alarm if the machine is operated outside designated time.

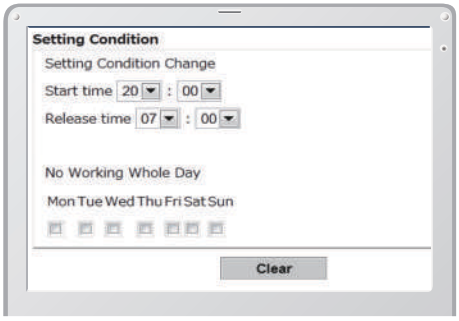

Engine start alarm outside prescribed work time

Area Alarm

•It can be set an alarm if the machine is moved out of its designated area to another location.

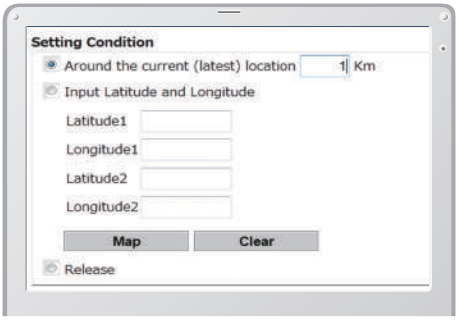

Alarm for outside of reset area

Specifications

Engine

Model	ISUZU 6WG1
Type	Direct injection, water-cooled, 4-cycle diesel engine with turbocharger, intercooler, Tier IV Final certified
No. of cylinders	6
Bore and stroke	5.8" × 6.1" {147 mm × 154 mm}
Displacement	956.9 cu.in {15.681 L}
Rated power output	512 hp {382 kW} /1,800 rpm (Without fan)
Max. torque	1,620 lb-ft {2,200 N·m} /1,450 rpm (Without fan)

Hydraulic System

Pump	
Type	Two variable displacement pumps + OPT gear pump+pilot gear pump
Max. discharge flow	2 × 133 US.gal {504 L/min} 1 × 13.0 US.gal {49.3 L/min} 1 × 7.92 US.gal {30 L/min}
Relief valve setting	
Boom, arm and bucket	4,790 psi {33.0 MPa}
Travel circuit	4,790 psi {33.0 MPa}
Swing circuit	3,770 psi {26.0 MPa}
Control circuit	725 psi {5.0 MPa}
Pilot control pump	Gear type
Main control valve	8-spool
Oil cooler	Air cooled type

Swing System

Swing motor	Axial piston motor
Brake	Hydraulic; locking automatically when the swing control lever is in neutral position
Parking brake	Oil disc brake, hydraulic operated automatically
Swing speed	7.3 rpm
Swing torque	197,200 lb-ft {268 kN·m}

Travel System

Travel motors	2 × axial-piston, two-step motors
Travel brakes	Hydraulic brake per motor
Parking brakes	Oil disc brake per motor
Travel shoes	51 each side
Travel speed	2.6 / 1.6 mph {4.2 / 2.6 km/h}
Drawbar pulling force	152,400 lb {678 kN}
Gradeability	70% {35°}

Cab and control

Cab
All-weather, sound-suppressed steel cab mounted on silicon-sealed viscous mounts and equipped with a heavy, insulated floor mat.
Control
Two hand levers and two foot pedals for travel
Two hand levers for excavating and swing
Electric rotary-type engine throttle

Cylinders

Boom cylinders	8.3" {210 mm} × 5'11" {1,800 mm}
Arm cylinder	8.7" {220 mm} × 7'2" {2,175 mm}
Bucket cylinder	7.9" {200 mm} × 5'2" {1,570 mm}

Refilling Capacities and lubrications

Fuel tank	253.6 U.S.gal {960 L}
Cooling system	24.0 U.S.gal {91 L}
Engine oil	14.3 U.S.gal {54 L}
Travel reduction gear	2 × 5.8 U.S.gal {22 L}
Swing reduction gear	2 × 2.1 U.S.gal {8 L}
Hydraulic oil tank	137.9 U.S.gal {522 L} tank oil level
	239.1 U.S.gal {905 L} hydraulic system
DEF/Urea tank	21.9 U.S.gal {83 L}

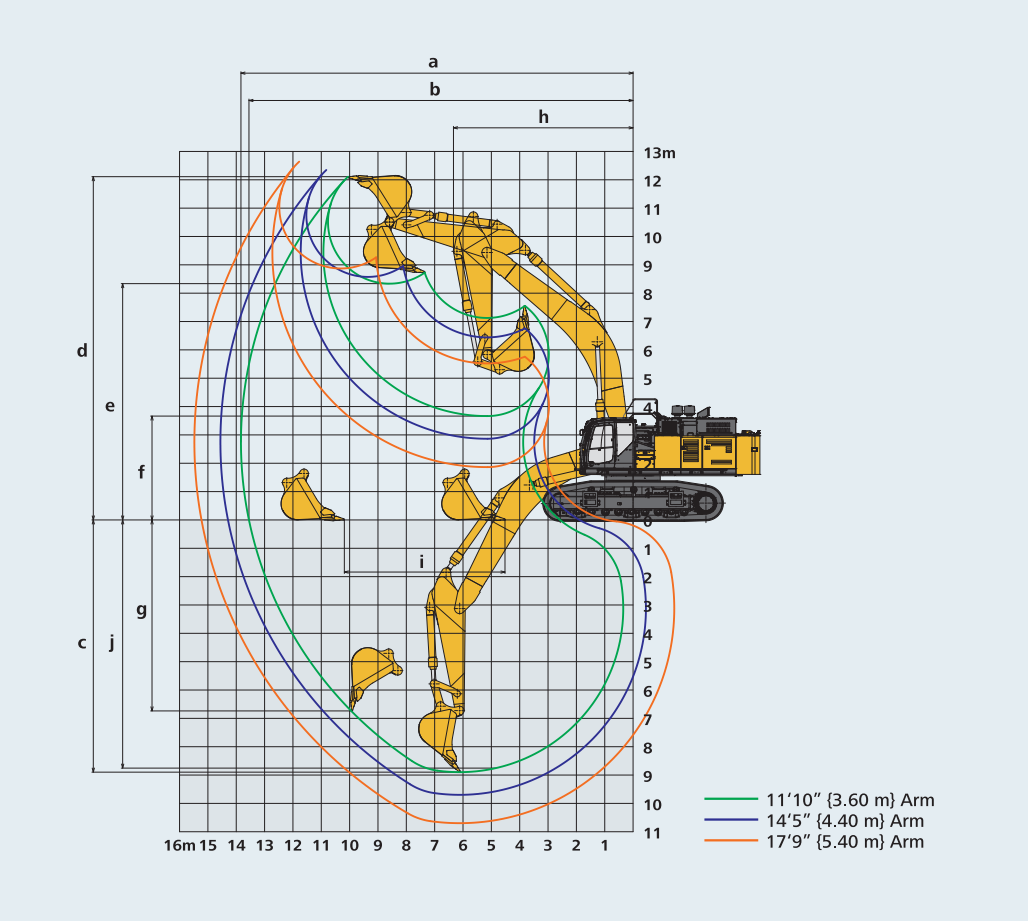

Working Ranges

Unit: ft-in {m}

Boom	27'1" {8.25 m}		
Range \ Arm	11'10" {3.60 m}	14'5" {4.40 m}	17'9" {5.40 m}
a- Max. digging reach	45'4" {13.83}	47'9" {14.56}	50'9" {15.48}
b- Max. digging reach at ground level	44'5" {13.55}	46'11" {14.29}	50'0" {15.23}
c- Max. digging depth*	29'2" {8.90}	31'10" {9.70}	35'1" {10.70}
d- Max. digging height*	39'9" {12.11}	40'6" {12.35}	41'6" {12.64}
e- Max. dumping clearance*	27'4" {8.34}	28'1" {8.57}	29'1" {8.87}
f- Min. dumping clearance*	12'0" {3.66}	9'5" {2.86}	6'1" {1.86}
g- Max. vertical wall digging depth*	22'1" {6.74}	24'6" {7.48}	27'7" {8.41}
h- Min. swing radius	20'10" {6.34}	20'10" {6.34}	21'0" {6.40}
I- Horizontal digging stroke at ground level	18'7" {5.67}	22'4" {6.80}	26'6" {8.08}
j- Digging depth for 2.4 m (8') flat bottom*	28'8" {8.75}	31'5" {9.58}	34'9" {10.60}
Bucket capacity SAE heaped cu yd {m³}	4.58 {3.5}	3.66 {2.8}	3.01 {2.3}

* Without including height of shoe lug

Digging Force (ISO 6015)

Unit: lb {kN}

Boom		27'1" {8.25 m}		
Arm length		11'10" {3.60 m}	14'5" {4.40 m}	17'9" {5.40 m}
Bucket digging force	SAE	79,600 {354}	79,600 {354}	79,600 {354}
	ISO	90,600 {403}	90,600 {403}	90,600 {403}
Arm crowding force	SAE	67,400 {300}	59,100 {263}	51,300 {228}
	ISO	69,900 {311}	61,100 {272}	52,600 {234}

Specifications

Operating Weight & Ground Pressure

In standard trim, with 27'1" {8.25 m} standard HD boom, 11'10" {3.60 m} arm, 4.58 cu yd {3.5 m³} ISO heaped bucket and heavier counterweight

Shaped		Double grouser shoes (even height)
Shoe width	ft-in {mm}	35.4 {900}
Overall width of crawler (Opened / retracted)	ft-in {mm}	14'7" {4,450} / 12'6" {3,800}
Ground pressure	psi {kPa}	12.3 {84.6}
Operating weight	lb {kg}	190,700 {86,500}

In standard trim, with 27'1" {8.25 m} standard HD boom, 14'5" {4.40 m} arm, 3.66 cu yd {2.8 m³} ISO heaped bucket and heavier counterweight

Shaped		Double grouser shoes (even height)
Shoe width	ft-in {mm}	35.4 {900}
Overall width of crawler (Opened / retracted)	ft-in {mm}	14'7" {4,450} / 12'6" {3,800}
Ground pressure	psi {kPa}	12.3 {84.8}
Operating weight	lb {kg}	191,200 {86,700}

In standard trim, with 27'1" {8.25 m} standard HD boom, 17'9" {5.40 m} arm, 3.01 cu yd {2.3 m³} ISO heaped bucket and heavier counterweight

Shaped		Double grouser shoes (even height)
Shoe width	ft-in {mm}	35.4 {900}
Overall width of crawler (Opened / retracted)	ft-in {mm}	14'7" {4,450} / 12'6" {3,800}
Ground pressure	psi {kPa}	12.4 {85.3}
Operating weight	lb {kg}	192,300 {87,200}

Dimensions

Unit: ft-in {mm}

Boom			27'1" {8.25 m}		
Arm length			11'10" {3.60 m}	14'5" {4.40 m}	17'9" {5.40 m}
A	Overall length		47'8" {14,530}	47'6" {14,480}	46'8" {14,220}
B	Overall height (to top of boom)		15'9" {4,790}	16'11" {5,160}	18'10" {5,750}
C	Overall width	Extended	14'7" {4,450}		
		Retracted	12'6" {3,800}		
D	Overall height (to top of cab)		12'0" {3,660}		
D'	Overall height (to top of handrail)		14'2" {4,320}		

E	Ground clearance of rear end*		5'1" {1,560}
F	Ground clearance*		33.5" {850}
G	Tail swing radius		15'0" {4,580}
G'	Distance from centre of swing to rear end		14'8" {4,480}
H	Tumbler distance		16'10" {5,140}
I	Overall length of crawler		20'11" {6,380}
J	Track gauge	Extended	11'8" {3,550}
		Retracted	9'6" {2,900}
K	Shoe Width		35.4 {900}
L	Overall width of upperstructure		13'8" {4,170}**
L'	Overall width of upperstructure (walkway folded)		10'6" {3,190}
M	Overall length of upperstructure		20'10" {6,350}***

* Without including height of shoe lug **With catwalk ***With cab guard

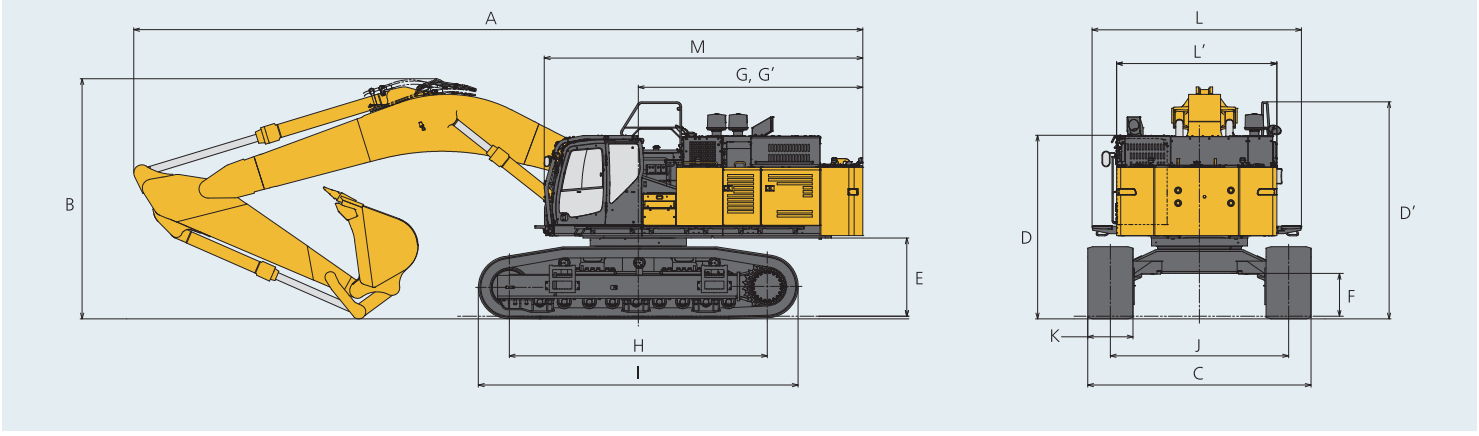

Transportation

Four Disassembly and Transport Patterns

The SK850LC can be disassembled and transported in four different ways, including: no counterweight, with boom attached; main body only; main body without crawler frame; etc.

Variable Gauge Crawler

The variable gauge crawler extends the crawlers for extremely stable operation, and retracts them for easier transport.

Crawler Width

Shoe	35.4" {900 mm}
Extended	14'7" {4,450 mm}
Retracted	12'6" {3,800 mm}

Configuration	Description		Total weight
Plan 1			
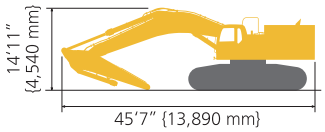 Width 12'6" {3,800 mm} (with 35.4" {900 mm} shoe)	Upper structure without Counterweight	○	149,000 lb {67,500 kg}
	Undercarriage	○	
	27'1" {8.25 m} Boom	○	
	11'10" {3.60 m} Arm	○	
Plan 2			
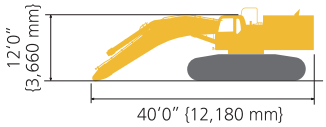 Width 12'6" {3,800 mm} (with 35.4" {900 mm} shoe)	Upper structure without Counterweight	○	139,000 lb {62,900 kg}
	Undercarriage	○	
	27'1" {8.25 m} Boom	○	
	11'10" {3.60 m} Arm	–	

Configuration	Description		Total weight
Plan 3			
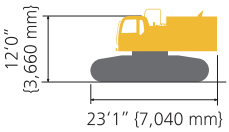 Width 12'6" {3,800 mm} (with 35.4" {900 mm} shoe)	Upper structure without Counterweight	○	114,000 lb {51,900 kg}
	Undercarriage	○	
	27'1" {8.25 m} Boom	–	
	11'10" {3.60 m} Arm	–	
Plan 4			
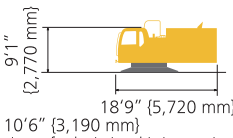 Width 10'6" {3,190 mm} Installation of a hoisting kit is required.	Upper structure without Counterweight	○	58,700 lb {26,600 kg}
	Undercarriage	–	
	27'1" {8.25 m} Boom	–	
	11'10" {3.60 m} Arm	–	

Heavier counterweight: 36,160 lb {16,400 kg} ○: With –: Without

Boom

27'1" {8.25 m} Standard HD Boom

Width: 4'4" {1,310 mm} Weight: 20,200 lb {9,160 kg}

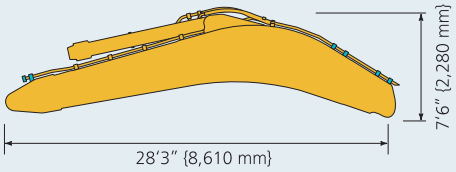

Arm

11'10" {3.60 m}	14'5" {4.40 m}	17'9" {5.40 m}
Width: 31.1" {790 mm} Weight: 10,320 lb {4,680 kg}	Width: 31.1" {790 mm} Weight: 11,250 lb {5,100 kg}	Width: 31.1" {790 mm} Weight: 12,810 lb {5,810 kg}
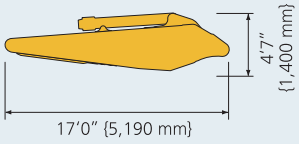	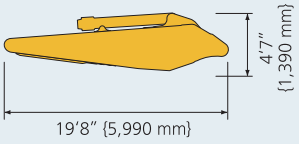	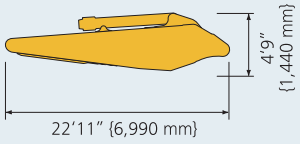

Counterweight

Heavier counterweight

Width: 34.3" {870 mm} Weight: 36,160 lb {16,400 kg}

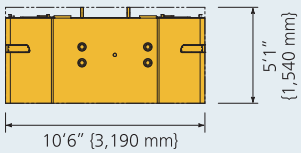

Catwalk

Catwalk (Front Left)	Catwalk (Left)	Catwalk (Front Right)
Hight: 7.68" {195 mm} Weight: 77 lb {35 kg}	Hight: 6.10" {155 mm} Weight: 198 lb {90 kg} (66 lb {30 kg} × 3)	Hight: 7.68" {195 mm} Weight: 77 lb {35 kg}
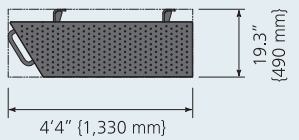	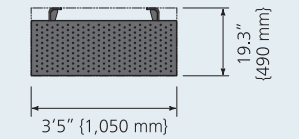	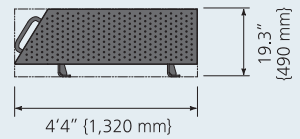

Lift capacities

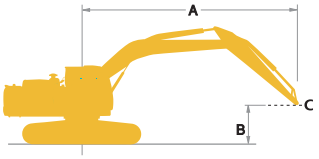

Rating over front

Rating over side or 360 degrees

A: Reach from swing centreline to arm top
B: Arm top height above/below ground
C: Lift capacities in Kilograms
Bucket: Without bucket
Relief valve setting: 4,786 psi {33.0 MPa}

SK850LC		Standard HD Boom: 27′1″ {8.25 m} Arm: 11′10″ {3.60 m}, Bucket: without Shoe: 35.4″ {900 mm} Heavier counterweight: 36,160 lb {16,400 kg}														
A / B		10′ {3.0 m}		15′ {4.6 m}		20′ {6.1 m}		25′ {7.6 m}		30′ {9.1 m}		35′ {10.7 m}		At max. reach		Radius
30′ {9.1 m}	lb {kg}									*31,000 {14,060}	*31,000 {14,060}			*31,030 {14,070}	*31,030 {14,070}	31′10″ {9.72 m}
25′ {7.6 m}	lb {kg}									*31,760 {14,400}	*31,760 {14,400}			*30,710 {13,920}	*30,710 {13,920}	34′8″ {10.58 m}
20′ {6.1 m}	lb {kg}							*38,070 {17,260}	*38,070 {17,260}	*33,700 {15,280}	*33,700 {15,280}	*31,210 {14,150}	*31,210 {14,150}	*30,800 {13,970}	*30,800 {13,970}	36′7″ {11.17 m}
15′ {4.6 m}	lb {kg}					*54,140 {24,550}	*54,140 {24,550}	*42,540 {19,290}	*42,540 {19,290}	*36,220 {16,420}	*36,220 {16,420}	*32,460 {14,720}	*32,460 {14,720}	*31,150 {14,120}	28,770 {13,040}	37′9″ {11.52 m}
10′ {3.0 m}	lb {kg}					*61,360 {27,830}	*61,360 {27,830}	*46,800 {21,220}	*46,800 {21,220}	*38,780 {17,590}	*38,780 {17,590}	*33,880 {15,360}	31,630 {14,340}	*31,710 {14,380}	27,690 {12,550}	38′3″ {11.66 m}
5′ {1.5 m}	lb {kg}					*65,260 {29,600}	*65,260 {29,600}	*49,920 {22,640}	49,190 {22,310}	*40,850 {18,520}	38,260 {17,350}	*35,040 {15,890}	30,870 {14,000}	*32,410 {14,700}	27,460 {12,450}	38′0″ {11.59 m}
G.L.	lb {kg}					*66,010 {29,940}	*66,010 {29,940}	*51,420 {23,320}	48,080 {21,800}	*41,990 {19,040}	37,440 {16,980}	*35,530 {16,110}	30,390 {13,780}	*33,230 {15,070}	28,100 {12,740}	37′1″ {11.31 m}
–5′ {–1.5 m}	lb {kg}			*54,310 {24,630}	*54,310 {24,630}	*64,430 {29,220}	*64,430 {29,220}	*51,120 {23,180}	47,690 {21,630}	*41,820 {18,960}	37,110 {16,830}	*34,730 {15,750}	30,310 {13,740}	*34,090 {15,460}	29,820 {13,520}	35′5″ {10.80 m}
–10′ {–3.0 m}	lb {kg}	*58,080 {26,340}	*58,080 {26,340}	*76,370 {34,640}	*76,370 {34,640}	*60,670 {27,510}	*60,670 {27,510}	*48,800 {22,130}	47,930 {21,740}	*39,740 {18,020}	37,330 {16,930}			*34,860 {15,810}	33,150 {15,030}	32′11″ {10.04 m}
–15′ {–4.6 m}	lb {kg}	*83,730 {37,970}	*83,730 {37,970}	*67,090 {30,430}	*67,090 {30,430}	*54,090 {24,530}	*54,090 {24,530}	*43,610 {19,780}	*43,610 {19,780}					*35,200 {15,960}	*35,200 {15,960}	29′4″ {8.94 m}
–20′ {–6.1 m}	lb {kg}			*52,530 {23,820}	*52,530 {23,820}	*42,620 {19,330}	*42,620 {19,330}							*34,010 {15,420}	*34,010 {15,420}	24′1″ {7.35 m}

SK850LC		Standard HD Boom: 27′1″ {8.25 m} Arm: 14′5″ {4.40 m}, Bucket: without Shoe: 35.4″ {900 mm} Heavier counterweight: 36,160 lb {16,400 kg}															
A / B		10′ {3.0 m}		15′ {4.6 m}		20′ {6.1 m}		25′ {7.6 m}		30′ {9.1 m}		35′ {10.7 m}		40′ {12.2 m}		At max. reach		Radius
35′ {10.7 m}	lb {kg}															*26,950 {12,220}	*26,950 {12,220}	31′0″ {9.46 m}
30′ {9.1 m}	lb {kg}															*25,780 {11,690}	*25,780 {11,690}	34′8″ {10.58 m}
25′ {7.6 m}	lb {kg}									*28,650 {12,990}	*28,650 {12,990}	*27,560 {12,500}	*27,560 {12,500}			*25,390 {11,510}	*25,390 {11,510}	37′4″ {11.38 m}
20′ {6.1 m}	lb {kg}									*30,810 {13,970}	*30,810 {13,970}	*28,590 {12,960}	*28,590 {12,960}			*25,560 {11,590}	*25,560 {11,590}	39′1″ {11.92 m}
15′ {4.6 m}	lb {kg}					*48,790 {22,130}	*48,790 {22,130}	*39,080 {17,720}	*39,080 {17,720}	*33,560 {15,220}	*33,560 {15,220}	*30,160 {13,680}	*30,160 {13,680}	*27,730 {12,570}	26,190 {11,870}	*26,250 {11,900}	25,950 {11,770}	40′2″ {12.25 m}
10′ {3.0 m}	lb {kg}					*56,810 {25,760}	*56,810 {25,760}	*43,760 {19,840}	*43,760 {19,840}	*36,440 {16,520}	*36,440 {16,520}	*31,890 {14,460}	31,530 {14,300}	*28,940 {13,120}	25,640 {11,630}	*27,500 {12,470}	25,000 {11,330}	40′7″ {12.38 m}
5′ {1.5 m}	lb {kg}					*62,350 {28,280}	*62,350 {28,280}	*47,570 {21,570}	*47,570 {21,570}	*38,940 {17,660}	38,140 {17,290}	*33,440 {15,160}	30,590 {13,870}	*29,650 {13,440}	25,140 {11,400}	*29,370 {13,320}	24,750 {11,220}	40′5″ {12.32 m}
G.L.	lb {kg}					*64,850 {29,410}	*64,850 {29,410}	*49,940 {22,650}	47,790 {21,670}	*40,650 {18,430}	37,060 {16,810}	*34,460 {15,630}	29,890 {13,550}			*30,200 {13,690}	25,190 {11,420}	39′6″ {12.05 m}
–5′ {–1.5 m}	lb {kg}			*52,180 {23,660}	*52,180 {23,660}	*64,750 {29,370}	*64,750 {29,370}	*50,620 {22,960}	47,030 {21,330}	*41,230 {18,700}	36,460 {16,530}	*34,560 {15,670}	29,540 {13,390}			*31,100 {14,100}	26,480 {12,010}	38′0″ {11.58 m}
–10′ {–3.0 m}	lb {kg}	*50,430 {22,870}	*50,430 {22,870}	*72,850 {33,040}	*72,850 {33,040}	*62,370 {28,290}	*62,370 {28,290}	*49,440 {22,420}	46,940 {21,290}	*40,280 {18,270}	36,380 {16,500}	*33,020 {14,970}	29,660 {13,450}			*32,020 {14,520}	28,950 {13,130}	35′8″ {10.87 m}
–15′ {–4.6 m}	lb {kg}	*71,750 {32,540}	*71,750 {32,540}	*73,570 {33,370}	*73,570 {33,370}	*57,430 {26,040}	*57,430 {26,040}	*45,920 {20,820}	*45,920 {20,820}	*36,940 {16,750}	36,910 {16,740}					*32,780 {14,860}	*32,780 {14,860}	32′4″ {9.87 m}
–20′ {–6.1 m}	lb {kg}	*80,280 {36,410}	*80,280 {36,410}	*61,560 {27,920}	*61,560 {27,920}	*48,800 {22,130}	*48,800 {22,130}	*38,570 {17,490}	*38,570 {17,490}							*32,910 {14,920}	*32,910 {14,920}	27′9″ {8.47 m}

SK850LC		Standard HD Boom: 27'1" {8.25 m} Arm: 17'9" {5.40 m}, Bucket: without Shoe: 35.4" {900 mm} Heavier counterweight: 36,160 lb {16,400 kg}																		
A / B		5' {1.5 m}		10' {3.0 m}		15' {4.6 m}		20' {6.1 m}		25' {7.6 m}		30' {9.1 m}		35' {10.7 m}		40' {12.2 m}		At max. reach		Radius
35' {10.7 m}	lb {kg}																	*20,230 {9,170}	*20,230 {9,170}	34'11" {10.64 m}
30' {9.1 m}	lb {kg}													*23,290 {10,560}	*23,290 {10,560}			*19,430 {8,810}	*19,430 {8,810}	38'2" {11.64 m}
25' {7.6 m}	lb {kg}													*23,850 {10,810}	*23,850 {10,810}	*21,340 {9,670}	*21,340 {9,670}	*19,130 {8,670}	*19,130 {8,670}	40'7" {12.37 m}
20' {6.1 m}	lb {kg}													*25,180 {11,420}	*25,180 {11,420}	*24,180 {10,960}	*24,180 {10,960}	*19,230 {8,720}	*19,230 {8,720}	42'3" {12.88 m}
15' {4.6 m}	lb {kg}									*34,200 {15,510}	*34,200 {15,510}	*29,810 {13,520}	*29,810 {13,520}	*26,980 {12,230}	*26,980 {12,230}	*25,160 {11,410}	*25,160 {11,410}	*19,680 {8,920}	*19,680 {8,920}	43'3" {13.18 m}
10' {3.0 m}	lb {kg}							*50,210 {22,770}	*50,210 {22,770}	*39,260 {17,800}	*39,260 {17,800}	*32,970 {14,950}	*32,970 {14,950}	*28,990 {13,140}	*28,990 {13,140}	*26,350 {11,950}	25,320 {11,480}	*20,510 {9,300}	*20,510 {9,300}	43'7" {13.30 m}
5' {1.5 m}	lb {kg}							*57,240 {25,960}	*57,240 {25,960}	*43,760 {19,840}	*43,760 {19,840}	*35,910 {16,280}	*35,910 {16,280}	*30,900 {14,010}	30,200 {13,690}	*27,490 {12,460}	24,590 {11,150}	*21,790 {9,880}	21,560 {9,770}	43'5" {13.24 m}
G.L.	lb {kg}					*40,310 {18,280}	*40,310 {18,280}	*61,600 {27,940}	*61,600 {27,940}	*47,060 {21,340}	*47,060 {21,340}	*38,220 {17,330}	36,530 {16,560}	*32,420 {14,700}	29,250 {13,260}	*28,320 {12,840}	24,020 {10,890}	*23,670 {10,730}	21,820 {9,890}	42'7" {13.00 m}
–5' {–1.5 m}	lb {kg}			*29,970 {13,590}	*29,970 {13,590}	*49,850 {22,610}	*49,850 {22,610}	*63,320 {28,720}	*63,320 {28,720}	*48,840 {22,150}	46,110 {20,910}	*39,590 {17,950}	35,580 {16,130}	*33,260 {15,080}	28,610 {12,970}	*28,480 {12,910}	23,690 {10,740}	*26,420 {11,980}	22,720 {10,300}	41'2" {12.56 m}
–10' {–3.0 m}	lb {kg}	*34,780 {15,770}	*34,780 {15,770}	*43,230 {19,600}	*43,230 {19,600}	*64,000 {29,020}	*64,000 {29,020}	*62,670 {28,420}	*62,670 {28,420}	*48,930 {22,190}	45,580 {20,670}	*39,700 {18,000}	35,150 {15,940}	*33,020 {14,970}	28,370 {12,860}			*28,330 {12,850}	24,460 {11,090}	39'1" {11.91 m}
–15' {–4.6 m}	lb {kg}	*47,910 {21,730}	*47,910 {21,730}	*58,850 {26,690}	*58,850 {26,690}	*78,860 {35,770}	*78,860 {35,770}	*59,630 {27,040}	*59,630 {27,040}	*47,050 {21,340}	45,720 {20,730}	*38,100 {17,280}	35,260 {15,990}	*30,920 {14,020}	28,650 {12,990}			*29,280 {13,280}	27,520 {12,480}	36'1" {11.01 m}
–20' {–6.1 m}	lb {kg}			*78,770 {35,720}	*78,770 {35,720}	*69,690 {31,610}	*69,690 {31,610}	*53,640 {24,330}	*53,640 {24,330}	*42,500 {19,270}	*42,500 {19,270}	*33,680 {15,270}	*33,680 {15,270}					*30,050 {13,630}	*30,050 {13,630}	32'1" {9.78 m}
–25' {–7.6 m}	lb {kg}					*55,300 {25,080}	*55,300 {25,080}	*43,040 {19,520}	*43,040 {19,520}	*33,030 {14,980}	*33,030 {14,980}							*30,020 {13,610}	*30,020 {13,610}	26'5" {8.07 m}

Notes:

1. Do not attempt to lift or hold any load that is greater than these lift capacities at their specified lift point radius and heights. Weight of all accessories must be deducted from the above lift capacities.
2. Lift capacities are based on machine standing on level, firm, and uniform ground. User must make allowance for job conditions such as soft or uneven ground, out of level conditions, side loads, sudden stopping of loads, hazardous conditions, experience of personnel, etc.
3. Arm top pin is defined as lift point.
4. The above lift capacities are in compliance with ISO 10567. They do not exceed 87% of hydraulic lift capacity or 75% of tipping load. Lift capacities marked with an asterisk (*) are limited by hydraulic capacity rather than tipping load.
5. Operator should be fully acquainted with the Operator's and Maintenance Instructions before operating this machine. Rules for safe operation of equipment should be adhered to at all times.
6. Lift capacities apply to only machine as originally manufactured and normally equipped by KOBELCO CONSTRUCTION MACHINERY CO., LTD.

Standard and Optional Equipment

●=Std ○=Opt — = N/A

Category	Description	SK850LC-11 Standard
Engine	ISUZU 6WG1 (Tier IV Final certified)	●
	Auto engine acceleration/deceleration	●
	Auto Idle Stop	●
Hydraulic system	3 work modes H, S, Eco	●
	Boom to arm regeneration	●
	Auto warm-up system	●
	Bi-direction (proportional hand control) and single-direction auxiliary hydraulics (nibbler and breaker)	●
	Rotation hydraulics with proportional hand control	●
	Hydraulic oil VG46	●
Piping	Rotation & N&B piping	●
	Quick coupler piping	●
Cabin	Air suspension seat with heating	●
	10-inch colour monitor	●
	LED door light	●
	Air-conditioner	●
	Radio (AM/FM, AUX, USB, Bluetooth® and hands-free telephone)	●
	12V power outlet	●
Lights	LED work lights ; 2 on boom, 1 on upper frame, 4 on rear counterweight, 1 on under cab	●
	LED work lights ; 2 on cab top front	○
Working equipment	Standard HD boom 27'1" {8.25 m}	●
	Standard HD arm 11'10" {3.60 m}	●
	Semi Long HD arm 14'5" {4.40 m}	○
	Long HD arm 17'9" {5.40 m}	○
Counterweight	Heavier C/W 36,160 lb {16,400 kg} with swing flashers	●
	Removable Counterweight	○
Undercarriage	25.6" {650 mm} double grouser shoe	○
	29.5" {750 mm} double grouser shoe	○
	35.4" {900 mm} double grouser shoe	●
	Lower swivel guard	●
Safety	Engine emergency stop switch	●
	Tilt opening top cab guard (Top guard level II ISO 10262:1998)	●
	Bar-type front guard (Front guard level II ISO 10262:1998)	○
	3-inch retractable seat belt	●
	Seatbelt indicator on display	●
	Travel alarm	●
	Swing flashers in counterweight	●
	Left and right side mirrors	●
	3-side 270-degree camera system	●
Others	Angled upper deck guards	●
	Catwalk	●
	Reversable Fan	●
	Machine Guidance ready brackets	●
	ISO to BHL pattern changer	●
	Battery disconnect switch	●
	KOMEXS Machine Monitoring	●
	4 Year or 4,000 Hour Warranty	●
	Single pedal travel	●
	K-load weighing system	●

Note: Bluetooth® is a registered trademark of the Bluetooth SIG Inc.
Note: This catalog may contain attachments and optional equipment that are not available in your area. And it may contain photographs of machines with specifications that differ from those of machines sold in your areas. Please consult your nearest KOBELCO distributor for those items you require. Due to our policy of continuous product improvements all designs and specifications are subject to change without advance notice.
Copyright by **KOBELCO CONSTRUCTION MACHINERY CO., LTD.** No part of this catalog may be reproduced in any manner without notice.

KOBELCO CONSTRUCTION MACHINERY U.S.A. INC.

www.KOBELCO-USA.com

KOBELCO is the corporate mark used by Kobe Steel on a variety of products and in the names of a number of Kobe Steel Group companies.

Inquiries To:

Bulletin No. SK850LC-11_NA_3E_2605